



Lifting Point 8-211

Product information



Rotates through 360° and pivot 90°.

Manufactured from alloy steel, quenched and tempered.

Load rated parts are 100% magnaflux crack detected.

Individual forged parts and cap screw are traceable to Test Certification.

Bolts are Metric thread (ASME / ANSI B18.3.1M), specification is grade 12.9 alloy socket head screw per DIN EN ISO 4762.

Individually proof tested to 2.5 times the WLL.

Fatigue rated to 1.5 times the WLL.

All YOKE Lifting points meet or exceed all the requirements of ASME B30.26.

Quick and simple assembly, just a tapped hole is required."

Features: Built-in RFID/NFC chip

Material: Alloy steel, quenched and tempered

Marking: According to standard, CE-marked, WLL, size, steel quality, manufacturer ID and traceability

Temperature range: -40° up to +200°C (without reduction in WLL)

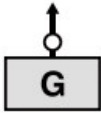
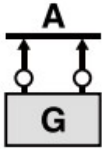

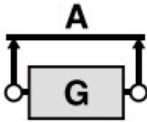

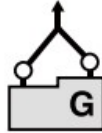
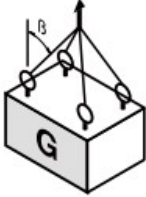
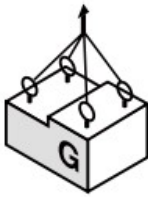
Finish: Painted

Standard: EN 1677-1

Safety factor: 4:1

| Part Code | WLL ton | Thread mm | Pitch DIN13 | Torque Nm | A mm | B mm | C mm | D mm | F mm | G mm | SW mm | J mm | K mm | L mm | N mm | E mm | M mm | Weight kg | Delivery time |
|-------------|---------|-----------|-------------|-----------|------|------|------|------|------|------|-------|------|------|------|------|------|------|-----------|---------------|
| 42158211003 | 0.3 | M 8 | 1,25 | 30 | 30 | 35 | 35 | 11 | 86 | 55 | 13 | 77 | 34 | 41 | 24 | 11 | M 8 | 0.3 | 2 |
| 42158211006 | 0.63 | M 10 | 1,5 | 60 | 30 | 35 | 36 | 11 | 86 | 55 | 17 | 77 | 34 | 40 | 24 | 16 | M 10 | 0.4 | 2 |
| 42158211010 | 1 | M 12 | 1,75 | 100 | 33 | 38 | 44 | 14 | 99 | 57 | 19 | 89 | 38 | 42 | 31 | 18 | M 12 | 0.5 | 2 |
| 42158211012 | 1.2 | M 14 | 2 | 120 | 33 | 38 | 45 | 14 | 99 | 57 | 22 | 89 | 38 | 40 | 31 | 21 | M 14 | 0.5 | 10 |
| 42158211015 | 1.5 | M 16 | 2 | 150 | 33 | 38 | 46 | 14 | 99 | 57 | 24 | 89 | 38 | 40 | 31 | 24 | M 16 | 0.6 | 2 |
| 42158211025 | 2.5 | M 20 | 2,5 | 250 | 50 | 54 | 56 | 16 | 143 | 82 | 30 | 132 | 53 | 70 | 49 | 30 | M 20 | 1.6 | 2 |
| 42158211040 | 4 | M 24 | 3 | 400 | 50 | 54 | 59 | 16 | 143 | 82 | 36 | 132 | 53 | 67 | 45 | 36 | M 24 | 1.9 | 2 |
| 42158211050 | 5 | M 30 | 3,5 | 500 | 60 | 65 | 81 | 23 | 171 | 99 | 46 | 153 | 64 | 67 | 59 | 48 | M 30 | 3.1 | 2 |
| 42158211080 | 8 | M 36 | 4 | 800 | 77 | 85 | 101 | 27 | 225 | 124 | 55 | 205 | 80 | 97 | 69 | 62 | M 36 | 5.9 | 2 |
| 42158211100 | 10 | M 42 | 4,5 | 1,000 | 77 | 85 | 104 | 27 | 225 | 124 | 65 | 205 | 80 | 94 | 69 | 72 | M 42 | 6.3 | 2 |
| 42158211150 | 15 | M 42 | 4,5 | 1,500 | 95 | 104 | 112 | 36 | 258 | 158 | 65 | 230 | 99 | 110 | 98 | 63 | M 42 | 10.9 | 10 |
| 42158211200 | 20 | M 48 | 5 | 2,000 | 95 | 104 | 120 | 36 | 260 | 158 | 75 | 230 | 99 | 104 | 98 | 72 | M 48 | 12.1 | 10 |

Technical data

| Kind of attachment | |  |  |  |  |  |  |  |  | | |
|--------------------|--------|---|---|---|--|---|---|---|---|---------|-------|
| Number of legs | 1 | 2 | 1 | 2 | 2 | 2 | 2 | 3-4 | 3-4 | 3-4 | |
| Load direction | 0° | 0° | 90° | 90° | 0-45° | 45°- 60° | unsymm. | 0 - 45° | 45°- 60° | unsymm. | |
| Item No. | Thread | WLL(t) | | | | | | | | | |
| 8-211-003 | M 8 | 0.30 | 0.60 | 0.30 | 0.60 | 0.42 | 0.30 | 0.30 | 0.63 | 0.45 | 0.30 |
| 8-211-006 | M 10 | 0.63 | 1.26 | 0.63 | 1.26 | 0.88 | 0.63 | 0.63 | 1.32 | 0.95 | 0.63 |
| 8-211-010 | M 12 | 1.00 | 2.00 | 1.00 | 2.00 | 1.40 | 1.00 | 1.00 | 2.10 | 1.50 | 1.00 |
| 8-211-012 | M 14 | 1.20 | 2.40 | 1.20 | 2.40 | 1.68 | 1.20 | 1.20 | 2.52 | 1.80 | 1.20 |
| 8-211-015 | M 16 | 1.50 | 3.00 | 1.50 | 3.00 | 2.10 | 1.50 | 1.50 | 3.15 | 2.25 | 1.50 |
| 8-211-020 | M 18 | 2.00 | 4.00 | 2.00 | 4.00 | 2.80 | 2.00 | 2.00 | 4.20 | 3.00 | 2.00 |
| 8-211-025 | M 20 | 2.50 | 5.00 | 2.50 | 5.00 | 3.50 | 2.50 | 2.50 | 5.25 | 3.75 | 2.50 |
| 8-211-040 | M 24 | 4.00 | 8.00 | 4.00 | 8.00 | 5.60 | 4.00 | 4.00 | 8.40 | 6.00 | 4.00 |
| 8-211-042 | M 27 | 4.00 | 8.00 | 4.00 | 8.00 | 5.60 | 4.00 | 4.00 | 8.40 | 6.00 | 4.00 |
| 8-211-050 | M 30 | 5.00 | 10.00 | 5.00 | 10.00 | 7.00 | 5.00 | 5.00 | 10.50 | 7.50 | 5.00 |
| 8-211-070 | M 36 | 7.00 | 14.00 | 7.00 | 14.00 | 9.80 | 7.00 | 7.00 | 14.70 | 10.50 | 7.00 |
| 8-211-080 | M 36 | 8.00 | 16.00 | 8.00 | 16.00 | 11.20 | 8.00 | 8.00 | 16.80 | 12.00 | 8.00 |
| 8-211-100 | M 42 | 10.00 | 20.00 | 10.00 | 20.00 | 14.00 | 10.00 | 10.00 | 21.00 | 15.00 | 10.00 |
| 8-211-150 | M 42 | 15.00 | 30.00 | 15.00 | 30.00 | 21.00 | 15.00 | 15.00 | 31.50 | 22.50 | 15.00 |
| 8-211-200 | M 48 | 20.00 | 40.00 | 20.00 | 40.00 | 28.00 | 20.00 | 20.00 | 42.00 | 30.00 | 20.00 |

Blueprint

