

Lifting Point 8-211 Long bolt



Product information



- Rotates through 360° and pivot 90°
- Load rated parts are 100% magnaflux crack detected.
- Individual forged parts and cap screw are traceable to Test Certification.
- Bolts are Metric thread (ASME / ANSI B18.3.1M).
- Proof tested to 2.5 times the WLL.
- Fatigue rated to 1.5 times the WLL.
- Quick and simple assembly, just a tapped hole is required.

Features: Built-in RFID/NFC chip

Material: Alloy steel, quenched and tempered

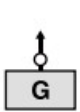
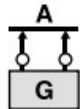

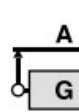



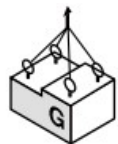


Marking: According to standard, CE-marked

Standard: EN 1677-1

Safety factor: 4:1

Part Code	WLL ton	Thread mm	Torque Nm	Pitch DIN13	A mm	B mm	C mm	D mm	F mm	G mm	SW mm	J mm	K mm	L mm	N mm	E mm	M mm	Weight kg	Delivery time
42158211003105L	0.3	M 8	30	1.25	30	35	35	11	86	55	13	77	34	41	24	76	M 8	0.4	10
42158211006125L	0.63	M 10	60	1.5	30	35	36	11	86	55	17	78	34	40	24	96	M 10	0.4	10
42158211010150L	1	M 12	100	1.75	33	38	44	14	99	57	19	89	38	42	31	114	M 12	0.5	10
42158211015185L	1.5	M 16	150	2	33	38	46	14	99	57	24	89	38	40	31	149	M 16	0.7	10
42158211025230L	2.5	M 20	250	2.5	50	54	56	16	142	82	30	132	53	70	49	186	M 20	1.7	10
42158211040265L	4	M 24	400	3	50	54	59	16	143	82	36	132	53	67	45	221	M 24	2	10
42158211050340L	5	M 30	500	3.5	60	65	81	23	170	99	46	153	64	67	59	278	M 30	2.9	10
42158211080300L	8	M 36	800	4	77	85	101	27	225	124	55	205	80	97	69	222	M 36	6.9	10
42158211100350L	10	M 42	1,000	4.5	77	85	104	27	225	124	65	204	79	94	69	272	M 42	7.9	10

Technical data

Kind of attachment											
Number of legs	1	2	1	2	2	2	2	3-4	3-4	3-4	
Load direction	0°	0°	90°	90°	0-45°	45°- 60°	unsymm.	0 - 45°	45°- 60°	unsymm.	
Item No.	Thread	WLL(t)									
8-211-003/105L	M 8	0.30	0.60	0.30	0.60	0.42	0.30	0.30	0.63	0.45	0.30
8-211-006/125L	M10	0.63	1.26	0.63	1.26	0.88	0.63	0.63	1.32	0.95	0.63
8-211-010/150L	M12	1.00	2.00	1.00	2.00	1.40	1.00	1.00	2.10	1.50	1.00
8-211-015/185L	M16	1.50	3.00	1.50	3.00	2.10	1.50	1.50	3.15	2.25	1.50
8-211-025/230L	M20	2.50	5.00	2.50	5.00	3.50	2.50	2.50	5.25	3.75	2.50
8-211-040/265L	M24	4.00	8.00	4.00	8.00	5.60	4.00	4.00	8.40	6.00	4.00
8-211-050/340L	M30	5.00	10.00	5.00	10.00	7.00	5.00	5.00	10.50	7.50	5.00
8-211-080/300L	M36	8.00	16.00	8.00	16.00	11.20	8.00	8.00	16.80	12.00	8.00
8-211-100/350L	M42	10.00	20.00	10.00	20.00	14.00	10.00	10.00	21.00	15.00	10.00
8-211-150/350L	M42	15.00	30.00	15.00	30.00	21.00	15.00	15.00	31.50	22.50	15.00
8-211-200/385L	M48	20.00	40.00	20.00	40.00	28.00	20.00	20.00	42.00	30.00	20.00

Blueprint

