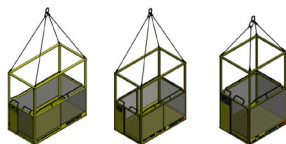
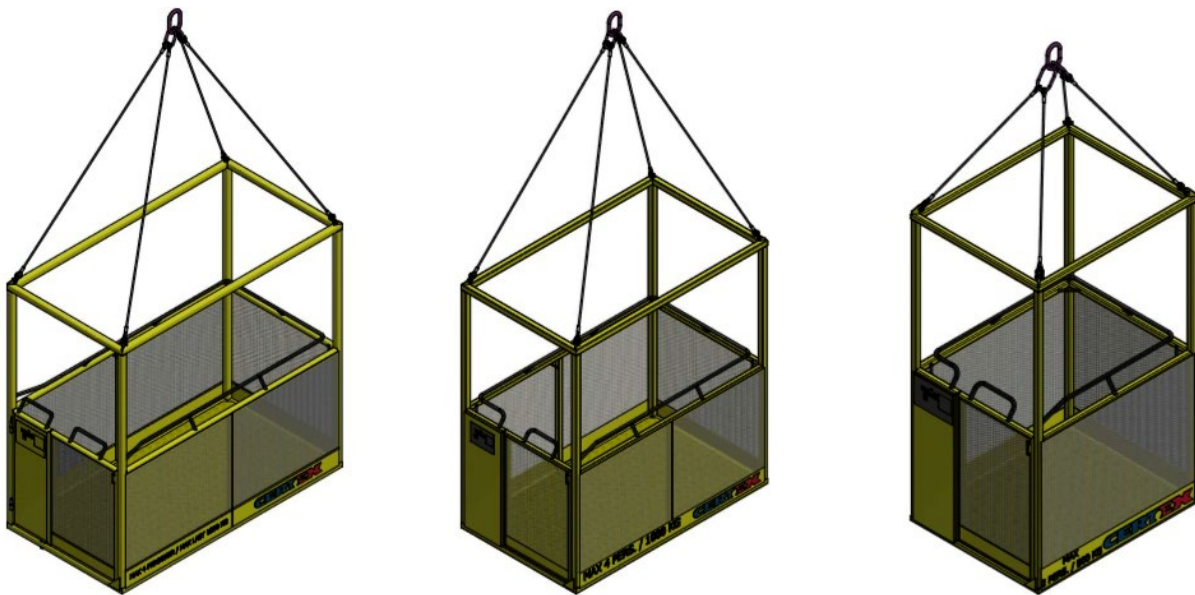


## Operating Manual Crane Lift Basket BK500, BK1000 and BK 1000E

Operating instructions, translated issue of BA-Krankorg\_u5\_swe



Work with lifting devices and lifting equipment must be planned, organized and carried out so that dangerous situations are prevented.

Baskets and cranes must meet the requirements in the Swedish Work Environment Authority's regulation AFS 2006: 7 "Temporary personal lifts with cranes or trucks". The baskets should be made in accordance with standard SS-EN 14502-1 "Cranes - Equipment for lifting of persons - Part 1: Suspended baskets".

In accordance with AV's collection of statutes AFS 2006: 6 "Use of lifting devices and lifting accessories", lifting devices and lifting equipment may only be used by those who are well acquainted with the work and have theoretical and practical knowledge for safe use.

Read the operating instructions before using the equipment, it contains important information on how the equipment works in a safe and correct way. If the equipment is used in accordance with these instructions, dangers and injuries can be avoided.

In addition to the instructions for use, we would like to refer to current regulations and rules in the workplace, e.g. The Swedish Work Environment Authority's constitutional collections.

**For further information read SS-EN 14502 – Cranes – Equipment for the lifting of persons – Part 1: Suspended baskets**

## General

### Description

The crane lift basket is a welded steel construction with a beam-frame and expanded metal on the sides. The basket is designed for lifting of persons during temporary work with a crane or an overhead crane. This manual only covers the basket and not the crane or the overhead crane, which must also be approved for lifting of persons. It shall be initial approved by a third part before use.

### Technical information

According to the sign on the basket.

BK-500: WLL 500 kg, dead weight 220 kg, total weight 720 kg, max. 2 persons.

BK-1000: WLL 1000 kg, dead weight 350 kg, total weight 1350 kg, max. 4 persons.

BK-1000E: WLL 1000 kg, dead weight 400 kg, total weight 1400 kg max. 4 persons.

Code	Drawing	WLL (ton)	Temperature range (C°)	Basket weight (kg)	Max. number of persons
BK-500	000118	0,5	-20° – 200°	220	2
BK-1000	000758	1	-20° – 200°	350	4
BK-1000E	001331	1	-20° – 200°	400	4

### Marking

The crane lift basket is marked with a serial number, working load limit (WLL), dead load, year of manufacture and manufacturer.

### Safety



Never exceed the working load limit (WLL). Make sure the capacity of the crane/overhead crane corresponds to the load together with the dead weight of the basket.



Do not stand under, or in the proximity of a suspended load.



Restriction of use in special circumstances (such as explosives, acids, bases).



Fall protection with a rope shall always be used for each person. The rope shall be connected to the internal attachment points that are marked in the basket.



The crane and the crane lift basket may only be used for lifting of persons if they have undergone an inspection and have a valid approval in accordance with AFS 2006:7. During lifting of persons, the crane and lifting basket may not be used for higher loads than that determined during the inspection.



When handling loads, keep everyone in the risk zone under observation and make them aware that lifting is in progress.



Warning for crushing between moving parts and components.



Only use the crane lift basket within the specified temperature range.



Make sure that only approved components and equipment with the appropriate load capacity are used with the crane lift basket.



## Operation

### Preconditions

Persons may be lifted by crane only for temporary work, usually only for short-term work or if it is difficult to set up and use scaffolding. Before lifting of persons with a crane, the affected safety representative must be informed. **Note** that the employer must appoint a special person (lifting of persons leader) to lead the work with lifting of persons.

Lifting of persons with a crane must be planned so that it can be done without danger to people in the basket or outside it. Lifting of persons with an outdoor crane may only take place when there is good visibility and when the wind strength is so low that the work can take place without the basket oscillating, which can lead to a risk of accidents.

Lifting, firing and other maneuvering movements with a crane basket must be done smoothly and at a speed that should not exceed 0,5 m/s. The crane basket should be operated so that crane block or similar do not come closer to the top of the basket than 2 meters. Limit switches for lifting and moving must not be internationally used as a stopping device.

### Preventive measures

Plan the lift and be aware of any applicable local regulations/working instructions. Carefully read the instructions prior to installation and before any lifting.



Make sure there is no gravel, sand or any other foreign objects between the parts and components in the crane lift basket.



Clean where necessary.



Make sure that no visible damage occurs to the product or components used together with the product, (deformations, corrosion, abnormal wear or decomposition).



Check the lifting and connection points to the crane lift basket.



Connect the crane lift basket to the traverse/lifting equipment and inspect and secure the mounting.



Test lift.



Move gently and with caution.

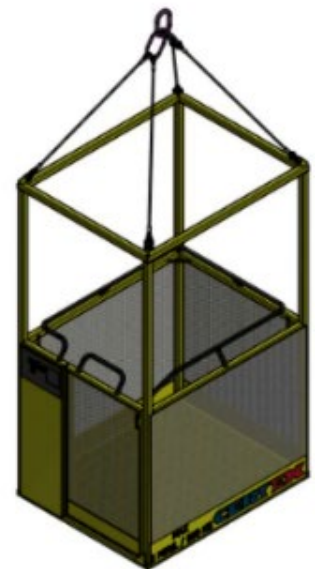
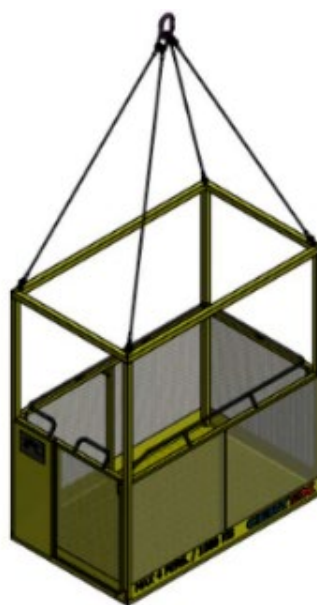
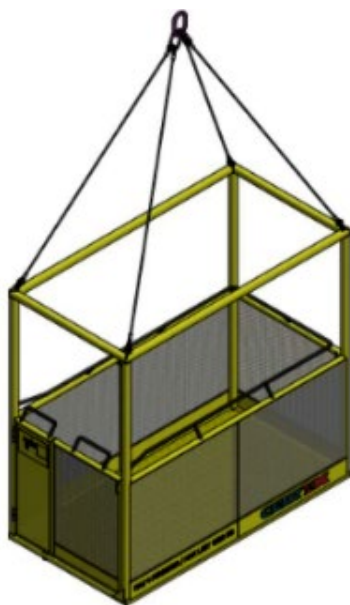


Avoid any tugs that could cause major additional loads.



Abort the lift if in any doubt.

**In the event of any uncertainty or where damage has been detected, the product must be taken out of service and the manufacturer or other expert contacted to assess the condition of the product and its suitability for use.**



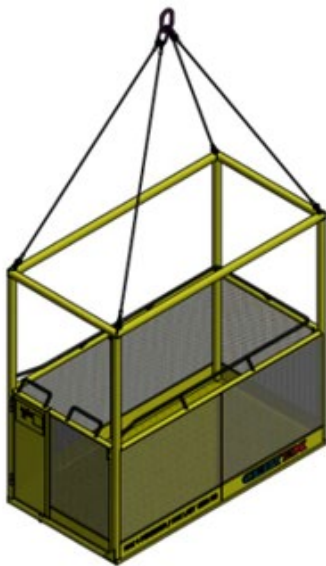
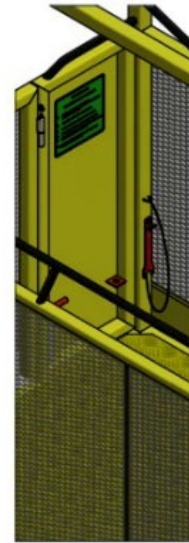
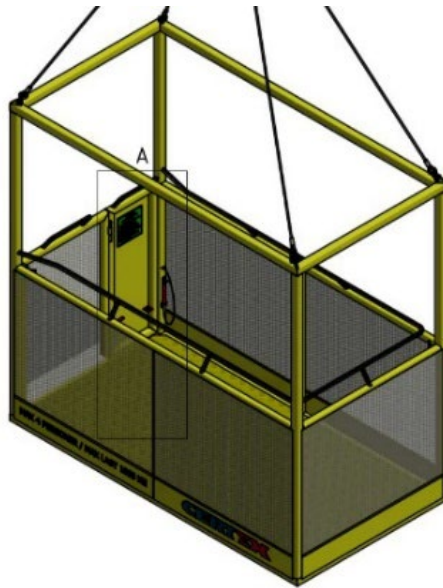
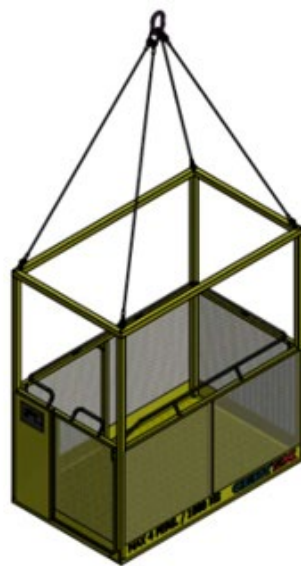
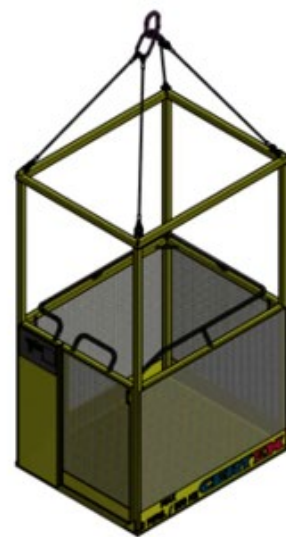
**Use**

Before use, be sure to have preparatory measures in place and have read through the operating instructions.

- Make sure that preparatory measures have been taken.
- The crane lift basket must be securely suspended in the crane hook, which must be fitted with a safety latch.
- The crane lift basket must not be used where there is an obvious risk that objects may fall towards the basket. In that case, crane lift basket with roof shall be used.
- Keep the basket in order so that the accompanying equipment cannot fall out of the basket or jeopardize personal safety.
- The crane operator must not leave the operating position as long as there is a person in the crane lift basket. Have good communicate with each other, via radio or telephone.
- The driver must always be able to have a good view of the basket.

**BK-1000 E**

- When opening the short side of the basket in an emergency, follow the instructions on the sign in the basket.

**BK-1000 E****BK-1000****BK-500**

## Maintenance and inspection

### Cleaning

The design of the basket means in principle it is maintenance free, but it needs to be kept clean of excessive grease, oil and dirt. For care/maintenance of items such as hooks, shackles and straps see separate operating instructions.

### Maintenance

To ensure the functionality of the door and to prevent corrosion the hinges, they should be greased at regular intervals. Check the function of the door prior to use and once every month during long periods of storage. Open the door fully and if there is resistance in the movement apply grease type *NLGI 1,5* or similar to the hinges. Make sure that the door locks automatically when closing.

### Inspection

The basket as well as component parts must be visually inspected for wear before each lift and, if necessary, replaced. An annual inspection must be carried out by a competent person. This period can be shortened with respect to the conditions of use such as frequent use at maximum load capacity or under conditions of use restrictions, wear or corrosion. This must be carried out in accordance with AFS 2006:6 and the standard SS-EN 13155. The inspection of items such as hooks, shackles and straps are to be carried out in accordance with AFS 2006: 6 and the relevant SS-EN standard.

### Excerpt from AFS 2006:6 (AFS shall always be considered during use in Sweden. If usage of the given product occurs in other countries than Sweden, other laws, restrictions and rules may occur).

Section 30. A lifting device and lifting equipment must be maintained and undergo continuous supervision and daily checks when in use.

Section 32. Maintenance, repairs and rebuilding must be carried out in such a way that the performance, strength and stability, of the lifting device are not compromised.

Section 33. A log must be kept of:

1. maintenance and continuous supervision as set out in Section 30,
4. other specified by the manufacturer.

Section 34. Deficiencies or damage to a lifting device or lifting equipment detected during inspection must, if they could jeopardize safety, be repaired before continued use. A condition analysis is to be performed for the lifting device where an operating log or control shows that the device is approaching the limit of its constructive lifetime.

### Storage

Storage in a dry environment will extend the life of the basket. Make sure no components are jammed or damaged during storage.

### Repairs

When replacing component parts, only use equivalent components. In the event of any doubt, contact the manufacturer. Steel wire rope and chain length may never be adjusted/changed, it could affect the performance and strength of the basket. In the event of any doubt, contact the manufacturer.

### Modifications

Certex takes no responsibility for any intervention/changes to the product.

### End of use/Disposal



Certex beam shall always be sorted / scrapped as general steel scrap.

Main material is: S355.

Certex will assist you with the disposal, if required.



Lifting Solutions Group  
Axel Johnson International

VARBERG  
Susvindsvägen 11  
432 32 VARBERG  
Telefon: 0340-64 66 40

MALMÖ  
Betselgatan 6B  
213 77 MALMÖ  
Telefon: 040-22 30 40  
order.malmo@certex.se

GÖTEBORG  
Box 8713  
402 75 GÖTEBORG  
Lundby Hamngata 26  
Telefon: 031-50 86 50  
order.goteborg@certex.se

CERTEX Svenska AB  
STOCKHOLM  
Huvudkontor  
Box 2073  
183 02 TÄBY  
Pentavägen 3  
Telefon: 08-758 00 10  
order@certex.se